

2020-21 Texas Academic Performance Report (TAPR)

District Name: HURST-EULESS-BEDFORD ISD


Campus Name: SPRING GARDEN EL

Campus Number: 220916121

2021 Accountability Rating: Not Rated: Declared State of Disaster



This page is intentionally blank.

Texas Education Agency
2020-21 STAAR Performance (TAPR)ency



Texas Education Agency
2020-21 STAAR Performance (TAPR)
SPRING GARDEN EL (220916121) - HURST-EULESS-BEDFORD ISD - TARRANT COUNTY


Due to the cancellation of spring 2020 STAAR, 2021 and 2019 STAAR data are shown.











Texas Education Agency
 2018-19 Progress (TAPR)
 SPRING GARDEN EL (220916121) - HURST-EULESS-BEDFORD ISD - TARRANT COUNTY

Due to the cancellation of spring 2020 STAAR, 2019 and 2018 progress data are shown.

	School Year	State	District	Campus	African American	Hispanic	White	American Indian	Asian	Pacific Islander	Two or More Races	Special Ed (Current)	Special Ed (Former)	Continuously Enrolled	Non-Continuously Enrolled	Econ Disadv	EB/EL (Current & Monitored)
School Progress Domain - Academic Growth																	





Texas Education Agency
2020-21 Graduation Profile (TAPR)
SPRING GARDEN EL (220916121) - HURST-EULESS-BEDFORD ISD - TARRANT COUNTY

	Campus Count	

Texas Education Agency
2020-21 College, Career, and Military Readiness (CCMR) (TAPR)
SPRING GARDEN EL (220916121) - HURST-EULESS-BEDFORD ISD - TARRANT COUNTY

There is no data for this campus.

Texas Education Agency
2020-21 CCMR-Related Indicators (TAPR)
SPRING GARDEN EL (220916121) - HURST-EULESS-BEDFORD ISD - TARRANT COUNTY

Texas Education Agency
2020-21 Other Postsecondary Indicators (TAPR)
SPRING GARDEN EL (220916121) - HURST-EULESS-BEDFORD ISD - TARRANT COUNTY

There is no data for this campus.

Texas Education Agency
 2020-21 Student Information (TAPR)
 SPRING GARDEN EL (220916121) - HURST-EULESS-BEDFORD ISD - TARRANT COUNTY

Student Information	Membership				Enrollment			
	Campus		District	State	Campus		District	State
	Count	Percent			Count	Percent		
Total Students	615	100.0%	22,884	4,359,040	619	100.0%	22,962	4,371,586
Students by								

Texas Education Agency
 2020-21 Student Information (TAPR)
 SPRING GARDEN EL (220916121) - HURST-EULESS-BEDFORD ISD - TARRANT COUNTY

Student Information	Membership				Enrollment			
	Campus		District	State	Campus		District	State
	Count	Percent			Count	Percent		
Homeless	17	2.8%	2.2%	1.1%	17	2.7%	2.2%	1.1%
Immigrant	14	2.3%	5.0%	2.0%	14	2.3%	5.0%	2.0%
Migrant	0	0.0%	0.0%	0.3%	0	0.0%	0.0%	0.3%
Title I	615	100.0%	44.2%	64.5%	619	100.0%	44.3%	64.5%
Military Connected	19	3.1%	2.2%	2.7%	19	3.1%	2.2%	2.7%
At-Risk	240	39.0%	43.7%	49.2%	240	38.8%	43.6%	49.1%
Students by Instructional Program:								
Bilingual/ESL Education	59	9.6%	17.2%	21.0%	59	9.5%	17.2%	20.9%
Gifted and Talented Education	22	3.6%	6.7%	8.3%	22	3.6%	6.7%	8.3%
Special Education	101	16.4%	10.8%	11.1%	104	16.8%	11.1%	11.3%
Students with Disabilities by Type of								

Texas Education Agency
2020-21 Student Information (TAPR)
SPRING GARDEN EL (220916121) - HURST-EULESS-BEDFORD ISD - TARRANT COUNTY


Student Information	--Non-Special Education Rates--			---Special Education Rates---		
	Campus	District	State	Campus	District	State
Retention Rates by Grade:						
Kindergarten	6.5%	3.6%	1.4%	18.2%	7.9%	4.8%
Grade 1	1.3%	1.6%	1.9%	0.0%	4.1%	3.2%
Grade 2	0.0%	1.3%	1.0%	0.0%	1.9%	1.4%
Grade 3	0.0%	0.5%	0.5%	0.0%	0.0%	0.6%
Grade 4	0.0%	0.3%	0.3%	0.0%	0.0%	0.4%
Grade 5	0.0%	0.5%	0.2%	0.0%	0.4%	0.3%
Grade 6	0.0%	0.3%	0.2%	0.0%	0.0%	0.3%
Grade 7	-	0.2%	0.3%	-	0.5%	0.3%
Grade 8	-	0.8%	0.2%	-	1.1%	0.4%
Grade 9	-	1.2%	4.7%	-	3.2%	7.8%

Class Size Averages by Grade and Subject
(Derived from teacher responsibility records):

Class Size Information	Campus	District	State
Elementary:			
Kindergarten	20.0	19.5	17.7
Grade 1	21.0	20.2	18.0
Grade 2	19.8	20.2	18.0
Grade 3	20.8	20.6	18.2
Grade 4	17.2	18.2	18.3
Grade 5	29.6	19.8	19.8
Grade 6	30.9	23.5	19.4
Secondary:			
English/Language Arts	-	17.6	15.7
Foreign Languages	-	19.3	17.8
Mathematics	-	20.4	16.9
Science	-	20.6	17.9
Social Studies	-	22.1	18.3

Texas Education Agency
 2020-21 Staff Information (TAPR)
 SPRING GARDEN EL (220916121) - HURST-EULESS-BEDFORD ISD - TARRANT COUNTY

Staff Information	----- Campus -----			
	Count/Average	Percent	District	State
Total Staff	61.9	100.0%	100.0%	100.0%
Professional Staff:	50.9	82.3%	68.4%	64.3%
Teachers	42.2	68.2%	54.5%	49.6%
Professional Support	6.7	10.9%	9.7%	10.6%
Campus Administration (School Leadership)	2.0	3.2%	2.8%	3.0%
Educational Aides:	10.9	17.7%	8.0%	10.6%
Librarians and Counselors (Headcount):				
Full-time Librarians	1.0	n/a	25.0	4,290.0
Part-time Librarians	0.0	n/a	0.0	582.0
Full-time Counselors	1.0	n/a	44.0	3,211.0
Part-time Counselors	0.0	n/a	0.0	1,126.0
Total Minority Staff:	5.2	8.4%	31.3%	51.5%



Texas Education Agency
2020-21 Staff Information (TAPR)
SPRING GARDEN EL (220916121) - HURST-EULESS-BEDFORD ISD - TARRANT COUNTY

- Indicates there are no students in the group.
- * Indicates results are masked due to small numbers to protect student confidentiality.
- ** When only one student disability or assessment group is masked, then the second smallest student disability or assessment group is masked regardless of size.
- n/a Indicates data reporting is not applicable for this group.
- ? Indicates that the data for this item were statistically improbable or were reported outside a reasonable range.

Link to: [PEIMS Financial Standard Reports 2019-20 Financial Actual Report](#)
(To open link in a new window, press the "Ctrl" key and click on the link.)